

## PRODUCT DATA SHEET

Page 1 / 3

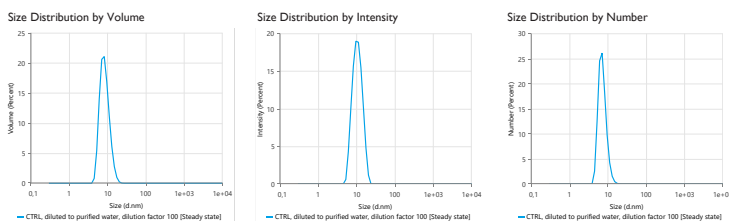
### Lipodisq™ Control Sterile Solution

Nano-formulated aqueous solution: Ready-to-use

**Cat. No.:** IAX-700-100


**Lot. No.:**

<b>Synonyms</b>	Detergent-free nano-formulation made of styrene-maleic acid lipid particles (SMALP)
<b>Empirical Formula</b>	N/A
<b>Concentration</b>	N/A
<b>Size</b>	1ml
<b>MW</b>	N/A
<b>CAS</b>	N/A
<b>Purity</b>	N/A
<b>Solution pH</b>	7.00 - 7.50
<b>Solubility</b>	Soluble in water, PBS, Tris and other physiological solutions as formulated in a proprietary, thermostable, aqueous lipid nanoparticulate formulation (Lipodisq™, Malvern Cosmeceutics Ltd., Malvern UK). Avoid the use of buffers with divalent ions such as Ca or Mg or pH <6.5 or >8.0, which can cause particle instability.
<b>Formulation</b>	Lipodisq™ are nanosized lipid-based discoidal particles that can be manufactured to incorporate hydrophobic, poorly water-soluble compounds, such as lipids, lipoproteins and glycolipids.
<b>Appearance</b>	Colourless clear aqueous solution
<b>Handling</b>	Keep sterile. Avoid skin and eye contact.
<b>Activity</b>	Cell culture tested (human macrophage cell line) (MTT). Recommended starting dilution: 1:200 or higher. Optimal working concentrations depend on the applications and need to be determined. Published procedures using Lipodisq™ formulations (Curcumin and IAXO TLR4 antagonists) <i>in vivo</i> rodent models at 3-10mg/kg. Recommended route of administration is subcutaneous (s.c.) with oral or nasal application as a possible alternative, which needs to be optimised.
<b>Shipping</b>	Ambient
<b>Storage</b>	2-8°C
<b>Stability</b>	12 months after receipt (unopened and as supplied)
<b>MSDS</b>	Available on request



**Document No.:** IAX-700-100-TDS | **Version:** 1.2 | **Issue Date:** 16/09/2022

**DISCLAIMER:** THIS PRODUCT IS NOT INTENDED OR APPROVED FOR HUMAN, DIAGNOSTICS, OR VETERINARY USE. THIS PRODUCT IS FOR RESEARCH USE ONLY (RUO).  
**MATERIAL SAFETY DATA:** This material should be considered hazardous until information to the contrary becomes available. Do not ingest, swallow, inhale or allow to enter the bloodstream. Avoid contact with the eyes, or the skin, or clothing. Wash thoroughly after handling. Access to this material must be restricted to personnel, who are appropriately experienced, qualified, competent, and properly trained to use it.



## PRODUCT DATA SHEET

Page 2 / 3

### Lipodisq™ Control Sterile Solution

Nano-formulated aqueous solution: Ready-to-use

**Cat. No.:** IAX-700-100

**Lot. No.:**

#### Lipodisq™ Technology

- A nanoparticle (11-40nm) drug delivery system comprising a discoidal phospholipid bilayer membrane stabilised by a chaperone molecule annulus.
- Internal properties of the phospholipid membrane support the disposition and stabilisation of drug molecule candidates and preserve the native conformation of membrane molecules.
- The resulting encapsulated actives are rendered water-soluble and specialised for intra-cellular penetration/delivery via endosomal uptake mechanisms.
- Lipodisq™ solutions show a good safety profile and are suitable for *in vitro* and *in vivo* investigations.
- For a customizable biodegradable Lipodisq™ version with a higher concentration of actives or an alternative lipid option, contact Innaxon.

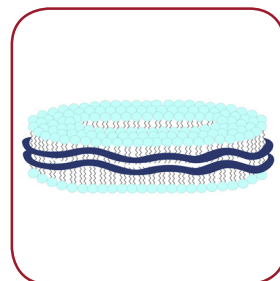
Component	Concentration	CAS #	EC #
Water (sterile)	QS	7732-18-5	231-791-2
Poly(styrene maleic acid)	25mg/ml	26762-29-8	607-996-1
Lecithin	10mg/ml	92128-87-5	295-786-7

#### Lipodisq™ References

- [1] *Mechanisms of Formation, Structure, and Dynamics of Lipoprotein Discs Stabilized by Amphiphilic Copolymers: A Comprehensive Review.* Orekhov PS, et al. *Nanomaterials* (2022); 12:361
- [2] *Applications of Synthetic Polymer Discoidal Lipid Nanoparticles to Biomedical Research.* Tanaka M. *Chem. Pharm. Bull.* (2022); 70:507
- [3] *Understanding the Structural Pathways for Lipid Nanodisc Formation: How Styrene Maleic Acid Copolymers Induce Membrane Fracture and Disc Formation.* Bjørnstad VA, et al. *Langmuir* (2021); 37:6178
- [4] *Physicochemical Characterization, Toxicity and In Vivo Biodistribution Studies of a Discoidal, Lipid-Based Drug Delivery Vehicle: Lipodisq Nanoparticles Containing Doxorubicin.* Torgersen ML, et al. *J. Biomed. Nanotechnol.* (2020); 16:41
- [5] *Effects of charged lipids on the physicochemical and biological properties of lipid–styrene maleic acid copolymer discoidal particles.* Tanakaa M, et al. *Biochim. Biophys. Acta. Biomembr.* (2020); 1862:183209
- [6] *From polymer chemistry to structural biology: The development of SMA and related amphipathic polymers for membrane protein extraction and solubilization.* Bada Juarez JF, et al. *Chem. Phys. Lipids.* (2019); 221:167
- [7] *The styrene–maleic acid copolymer: a versatile tool in membrane research.* Dörr JM, et al. *Eur. Biophys. J.* (2016); 45:3
- [8] *Reconstitution of membrane proteins: a GPCR as an example.* Goddard AD, et al. *Methods Enzymol.* (2015); 556:405

**Document No.:** IAX-700-100-TDS | **Version:** 1.2 | **Issue Date:** 16/09/2022

**DISCLAIMER:** THIS PRODUCT IS NOT INTENDED OR APPROVED FOR HUMAN, DIAGNOSTICS, OR VETERINARY USE. THIS PRODUCT IS FOR RESEARCH USE ONLY (RUO).  
**MATERIAL SAFETY DATA:** This material should be considered hazardous until information to the contrary becomes available. Do not ingest, swallow, inhale or allow to enter the bloodstream. Avoid contact with the eyes, or the skin, or clothing. Wash thoroughly after handling. Access to this material must be restricted to personnel, who are appropriately experienced, qualified, competent, and properly trained to use it.



## PRODUCT DATA SHEET

Page 3 / 3

### Lipodisq™ Control Sterile Solution

Nano-formulated aqueous solution: Ready-to-use

Cat. No.: IAX-700-100

Lot. No.:

#### Lipodisq™ References

- [9] Nano-size uni-lamellar lipodisq improved in situ auto-phosphorylation analysis of *E. coli* tyrosine kinase using (19)F nuclear magnetic resonance. Li D, et al. Protein Cell (2015); 6:229
- [10] Characterizing the structure of lipodisq nanoparticles for membrane protein spectroscopic studies. Zhang R, et al. Biochim. Biophys. Acta. (2015); 1848:329
- [11] Advances in the use of nanoscale bilayers to study membrane protein structure and function. Malhotra K and Alder NN. Biotechnol. Genet. Eng. Rev. (2014); 30:79
- [12] DEER EPR measurements for membrane protein structures via bifunctional spin labels and lipodisq nanoparticles. Sahu ID, et al. Biochemistry (2013); 52:6627
- [13] Detergent-free formation and physicochemical characterization of nanosized lipidpolymer complexes: lipodisq. Orwick MC, et al. Angew. Chem. (2012); 51:4653
- [14] Detergent-free incorporation of a seven-transmembrane receptor protein into nanosized bilayer lipodisq particles for functional and biophysical studies. Orwick-Rydmark M, et al. Nano Lett. (2012); 12:4687
- [15] In vitro and in vivo evaluation of tumor targeting styrene-maleic acid copolymer-pirarubicin micelles: survival improvement and inhibition of liver metastases. Daruwalla, J, et al. Cancer Sci. (2010); 101:1866
- [16] Poly(styrene-alt-maleic anhydride) derivatives as potent anti-HIV microbicide candidates. Fang W, et al. Bioorg. Med. Chem. Lett. (2009); 19:1903
- [17] SMA-doxorubicin, a new polymeric micellar drug for effective targeting to solid tumours. Greish K, et al. J. Control. Release (2004); 97:219
- [18] Responsive Hydrophobically Associating Polymers: A Review of Structure and Properties. Tonge, SR and Tighe, BJ. Adv. Drug Deliv. Rev. (2001); 53:109

Lipodisq™ technology is covered by one or more of the following patents owned by Malvern Cosmeceutics Limited: AU2006253886, CA2611144, CN101184473B, EP1890675, GB2426703, IN261468, JP5142898, US8623414 and WO/2021/005340A1 pending.

The purchaser is licensed under those patents to use these assemblies for the purpose of research and development only but not for the purpose of delivery of agents for clinical use to humans or veterinary use to animals for therapeutic, diagnostic or prophylactic purposes, which uses are specifically prohibited.

#### Authorized Uses & Restrictions

The purchase of Innaxon product(s) conveys to the buyer the non-transferable right to use the purchased amount of the product and all replicates and derivatives for, internal, non-profit research purposes. The buyer cannot sell, resale or otherwise transfer (a) the product (b) its components or (c) materials made using this product or its components to a third party. The buyer agrees that any activity undertaken with the product and replicates or derivatives will be conducted in compliance with all applicable guidelines, laws, and regulations. The buyer agrees that the product and replicates or derivatives will not be used for any animal or human therapeutic or diagnostic use.

#### Limited Use License

Purchase does not include any other right or license to use, develop or otherwise exploit our products. Any use of Innaxon products outside of the Authorized Uses requires additional rights from the Licensor.

Document No.: IAX-700-100-TDS | Version: 1.2 | Issue Date: 16/09/2022

**DISCLAIMER:** THIS PRODUCT IS NOT INTENDED OR APPROVED FOR HUMAN, DIAGNOSTICS, OR VETERINARY USE. THIS PRODUCT IS FOR RESEARCH USE ONLY (RUO).  
**MATERIAL SAFETY DATA:** This material should be considered hazardous until information to the contrary becomes available. Do not ingest, swallow, inhale or allow to enter the bloodstream. Avoid contact with the eyes, or the skin, or clothing. Wash thoroughly after handling. Access to this material must be restricted to personnel, who are appropriately experienced, qualified, competent, and properly trained to use it.